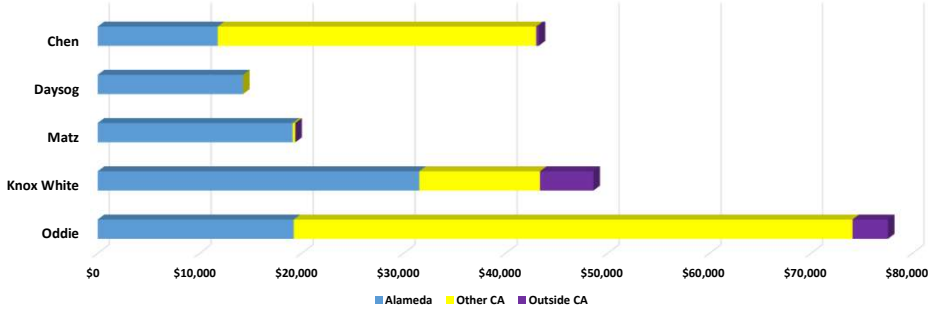


Understanding the Charts and Tables

- The charts show totals of campaign contributions to candidates listed in alphabetical order: For Mayor, Marilyn Ezzy Ashcraft, Frank Matarrese and Trish Spencer; for City Council: Stewart Chen, Tony Daysog, John Knox White, Robert Matz and Jim Oddie; for School Board: Mia Bonta, Kevin Jordan, Gary Lym and Anne McKereghan. A set of charts also tracks contributions to groups for and against Measure K. Another set tracks contributions to General Purpose Committees that raise funds to independently support various candidates and measures. No groups filed for campaigns for or against Measure F.
- All the information for the following charts comes directly from the publicly available California Forms 460 for the November 6, 2018 election filed by January 31, 2019 as posted on the [City of Alameda website](#).
- The data reflect both monetary and non-monetary contributions in excess of \$100 from any one source. Contributions of less than \$100 are not itemized and are therefore not reflected in the totals except as noted in the Contributions by Size charts.
- The total contributions to individual candidates do not reflect amounts spent on their behalf by General Purpose Committees. If the candidates are not coordinating this support, they are not required to include it as a financial contribution to their campaign.
- Categories of information in the charts (type of contributor, location of contributor and size of donation) are the same categories used to record the information in the 460s; we have labeled the categories somewhat differently for clarity. Contributions from special purpose PACs connected to unions or businesses have been categorized as union or business based on the source; contributions from general purpose PACs are listed as political.
- Location is determined by the mailing address listed for the contributor in the filing forms. If the contribution came from a group, the address of the group rather than its individual members determines how the contribution is categorized by location.

- The charts cover only contributions since the start of the current reporting period January 1, 2018. The charts do not reflect contributions to incumbents with campaign committees who reported funds raised before that date.
- Where the total of contributions among various candidates or groups vary greatly (such as with Measure K), we have created a separate chart with a different scale for those with lesser amounts to make it easier to read and compare.

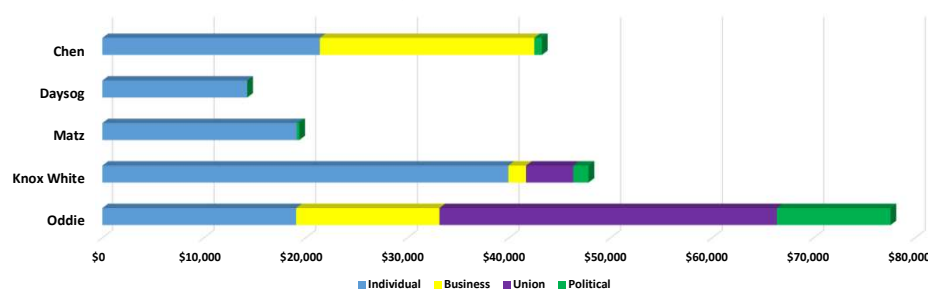
City Council Candidate Contributions by Donor Location January 1 to December 31, 2018



Definitions: Contributions by Location

Alameda: Contributions over \$100 from any individual or entity located in Alameda.
 California: Contributions over \$100 from any individual or entity located in California but not in Alameda.
 Out-of-state: Contributions over \$100 from any individual or entity located outside the State of California.

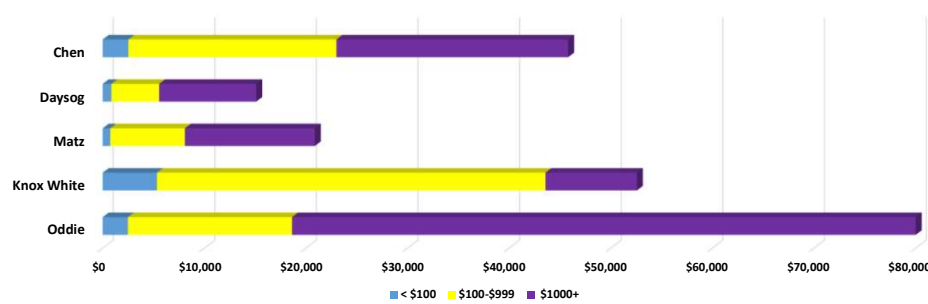
City Council Candidate Contributions by Type January 1 to December 31, 2018



Definitions: Contributions by Donor Type

Individual: Contributions over \$100 from individuals.
 Business: Contributions over \$100 from businesses or business PACs.
 Union: Contributions over \$100 from union and union PACs.
 Political: Contributions over \$100 from political parties, other recipient committees or community political funds.

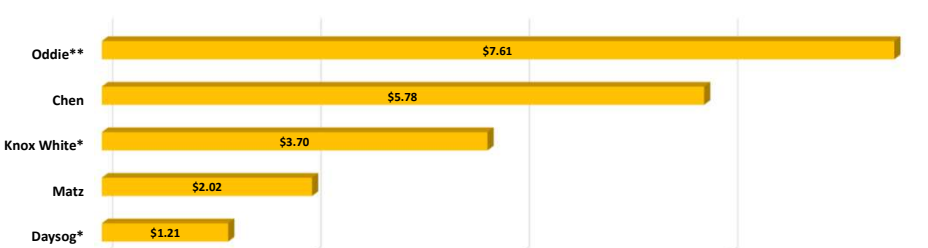
City Council Candidate Contributions by Size January 1 to December 31, 2018



Definitions: Contributions by Size

<\$100: Cumulative contributions under \$100 from any individual or entity.
 \$100-\$999: Cumulative contributions between \$100 and \$999 from any individual or entity.
 \$1000+: Cumulative contributions of \$1000 or more from any individual or entity.

City Council Contributions Raised Per Vote



*Elected

** Not elected, but appointed to seat vacated by newly elected mayor

Source for vote count: <https://www.ocgov.org/rovresults/236/index.htm>

Contributions of \$1,000 or more to City Council Candidates

Chen

U.S. Freight Systems Inc.	Oakland	\$3,000
United Brothers Enterprises Inc.	Walnut Creek	\$2,500
Stewart Chen	Alameda	\$2,000
Duong Family Investments LLC	Oakland	\$2,000
Josefina Junsay	Alameda	\$1,204
Prime Circle Ins. Services Inc.	San Leandro	\$1,100
Those who contributed \$1K each	Various	\$1,000* ¹

*¹Bira Inc. dba Supercuts—Alameda; C J Distribution (Oakland) Inc—Oakland; Cam Huong Restaurant—Oakland; Pingyi Chen—San Leandro; Conchita Chen—Oakland; Thomas Hurtubise—Alameda; Law Offices of Hoa T. Cooc—Oakland; Neo Autoworks—Oakland; Daniel W. Ng—Alameda; Stanley Shen—San Francisco.

Daysog

Tony Daysog	Alameda	\$7,500
Dennis Cox	Alameda	\$1,000
James Sweeney	Alameda	\$1,000

Knox White

Chris and Fay Joyce	Alameda	\$2,500
Barbara Krummel	Alameda	\$1,500
Those who contributed \$1K each	Various	\$1,000* ²

*²AFSCME Council PAC—Sacramento; Lucy Gigli—Alameda; Edward O'Neil—Alameda; Rob Bonta for Assembly 2018—Alameda; Sheet Metal Worker's Intl Assn—San Ramon.

Matz

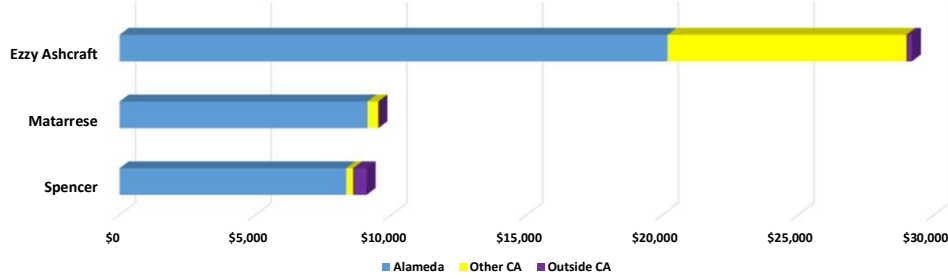
Aaron Benz	Alameda	\$6,337
Kyung Hwan Kim	Alameda	\$5,450
James Sweeney	Alameda	\$1,000

Oddie

Rob Bonta for Assembly 2018	Sacramento	\$8,956
Construction & General Laborers Local Union 304 PAC	Sacramento	\$6,500
California Waste Water Solutions, Inc.	San Jose	\$6,000
Alameda Firefighters Assn PAC	Alameda	\$5,704
Danny Tran	Lafayette	\$5,000
IBEW Local Union 1245-Political Donation Account	Vacaville	\$3,000
Sheet Metal Workers Intl Assn Local No 104 PAC	San Ramon	\$3,000
Unity PAC Sponsored by Alameda Labor Council, AFL-CIO, To Support Thao for City Council 2018	Oakland	\$3,000
Intl Brotherhood of Electrical Workers Local 595 PAC	Dublin	\$2,500
Sarah Oddie	Alameda	\$2,000
Operating Engineers Local Union No. 3 Dist 20 PAC	Alameda	\$2,000
VariPHY Inc.	Oakland	\$2,000
Service Employees Intl Union Local 1021 Candidate PAC	Sacramento	\$1,500
Unite Here Tip State & Local Fund	New York	\$1,500
Gray Harris	Alameda	\$1,220
Those who contributed \$1K each	Various	\$1,000* ³

*³DRIVE Committee—Washington; Hayward Firefighters PAC—Roseville; IAFF, Local 55 PAC—Oakland; IBEW PAC Educational Fund—Washington; KKNV Corp Alameda Auto Part and Service—Alameda; Portman Enterprises LLC—Alameda; Ky Vo Truong—Alameda; U.S. Freight Systems, Inc—Oakland.

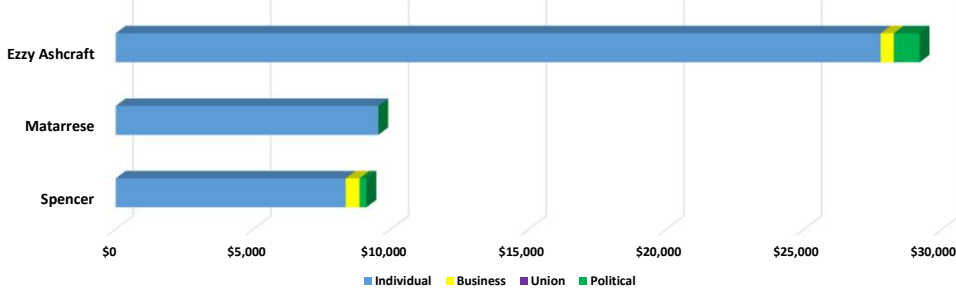
Mayoral Candidate Contributions by Location January 1 to December 31, 2018



Definitions: Contributions by Location

Alameda: Contributions over \$100 from any entity listed on the 460s located in Alameda.
 California: Contributions over \$100 from any entity listed on the 460s located in California but not in Alameda.
 Out-of-state: Contributions over \$100 from any entity listed on the 460s located outside the State of California.

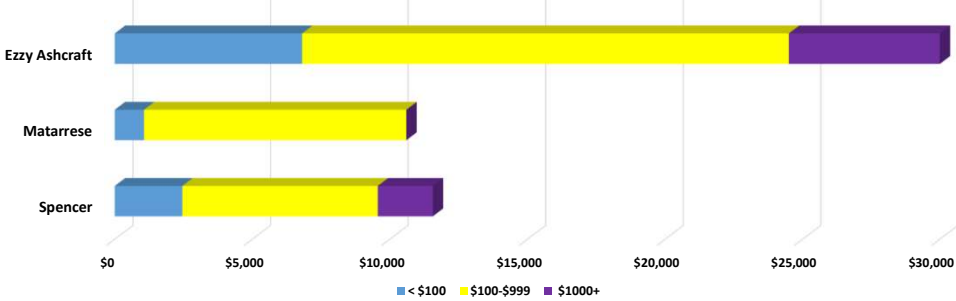
Mayoral Candidate Contributions by Type January 1 to December 31, 2018



Definitions: Contributions by Donor Type

Individual: Contributions over \$100 from individuals.
 Business: Contributions over \$100 from businesses or business PACs.
 Union: Contributions over \$100 from union and union PACs.
 Political: Contributions over \$100 from political parties, other recipient committees or community political funds.

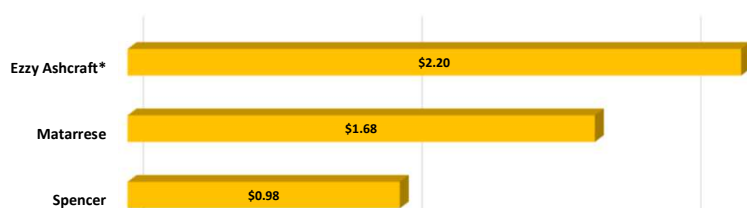
Mayoral Candidate Contributions by Size January 1 to December 31, 2018



Definitions: Contributions by Size

<\$100: Cumulative contributions under \$100 from any individual or entity.
 \$100-\$999: Cumulative contributions between \$100 and \$999 from any individual or entity.
 \$1000+: Cumulative contributions of \$1000 or more from any individual or entity.

Mayor Amount Raised Per Vote



*Elected

Contributions of \$1,000 or more to Mayoral Candidates

Ezzy Ashcraft

Martha Siegel	Alameda	\$2,500
Matias Masem	Oakland	\$2,000
Damian Fagan	San Francisco	\$1,000
Nada Hitti	Alameda	\$1,000
Richard Jenkins	Alameda	\$1,000
David Johnson	Alameda	\$1,000
Paula Mathis	Alameda	\$1,000
Edward O'Neil	Alameda	\$1,000
Brad Shook	Alameda	\$1,000

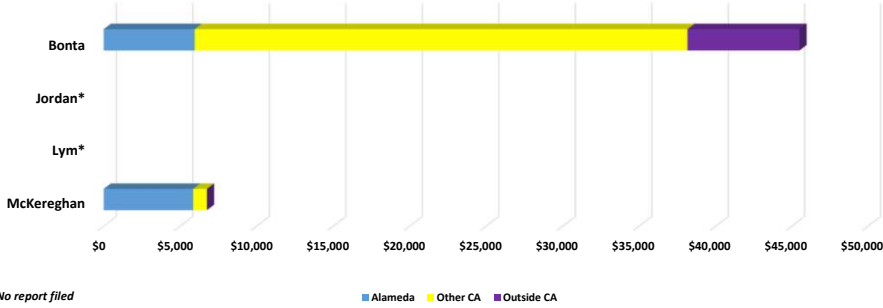
Matarrese

None

Spencer

James Sweeney	Alameda	\$1,000
---------------	---------	---------

School Board Candidate Contributions by Location January 1 to December 31, 2018

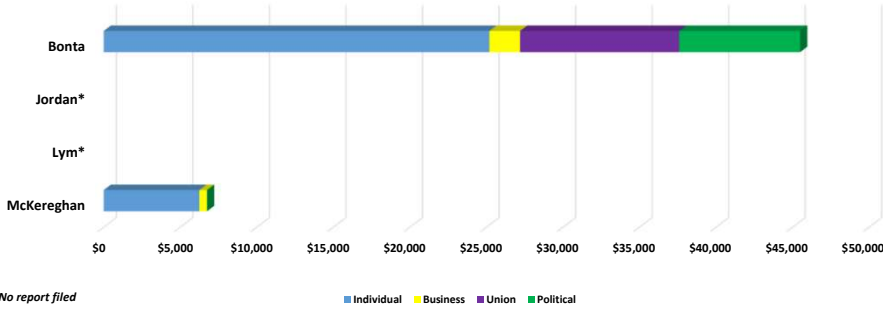


* No report filed

Definitions: Contributions by Location

Alameda: Contributions over \$100 from any entity located in Alameda.
 California: Contributions over \$100 from any entity located in California but not in Alameda.
 Out-of-state: Contributions over \$100 from any entity located outside the State of California.

School Board Candidate Contributions by Type January 1 to December 31, 2018

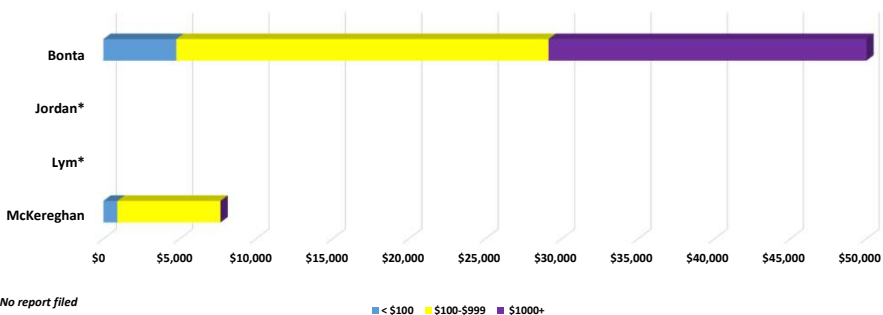


* No report filed

Definitions: Contributions by Donor Type

Individual: Contributions over \$100 from individuals.
 Business: Contributions over \$100 from businesses or business PACs.
 Union: Contributions over \$100 from union and union PACs.
 Political: Contributions over \$100 from political parties, other recipient committees or community political funds.

School Board Candidate Contributions by Size January 1 to December 31, 2018

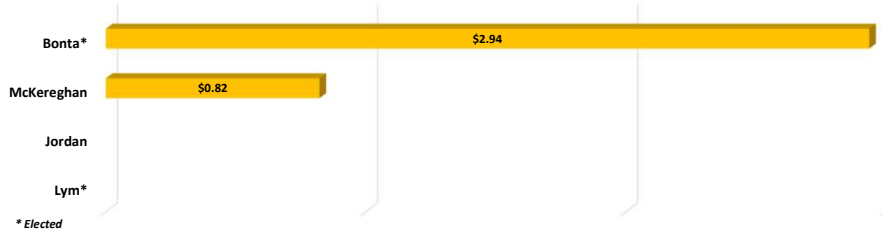


* No report filed

Definitions: Contributions by Size

<\$100: Cumulative contributions under \$100 for one individual or entity.
 \$100-\$999: Cumulative contributions between \$100 and \$999 from any individual or entity.
 \$1000+: Cumulative contributions of \$1000 or more from any individual or entity.

School Board Amount Raised Per Vote



* Elected

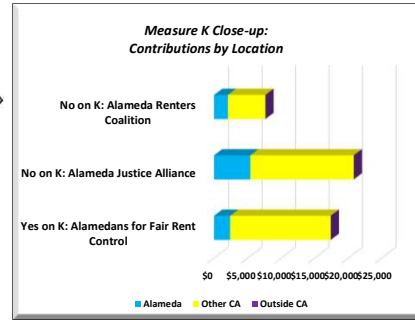
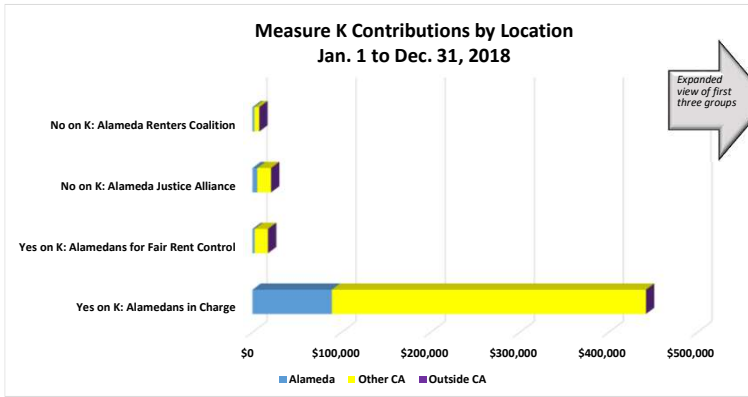
Contributions of \$1,000 or more to School Board Candidates

Bonta

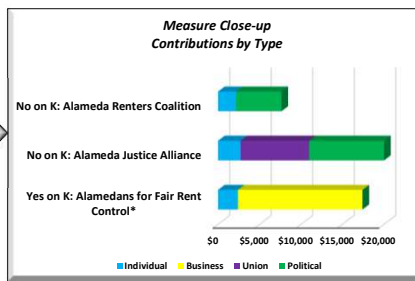
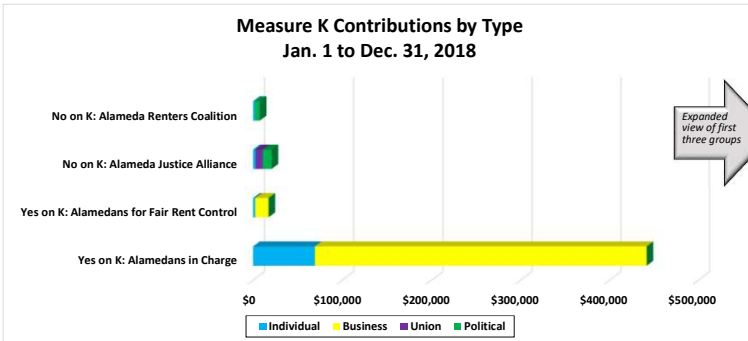
Unity PAC Sponsored by Alameda Labor Council AFL-CIO	Oakland	\$3,000
U.S. Local 342 PAC Fund	Concord	\$2,500
Betty Yee for Controller 2018	Encino	\$2,000
Northern California Carpenters Regional Council	Oakland	\$2,000
California Waste Solutions Inc.	Oakland	\$1,500
Political Action for Class. Employees of CA School Employees	Sacramento	\$1,500
Darius Anderson	Sacramento	\$1,000
Leirion Gaylor Baird	Lincoln, NE	\$1,000
Johnnie Giles	Danville	\$1,000
Intl. Brotherhood of Electrical Workers (IBEW) Local 595 PAC	Dublin	\$1,000
Edward Kangeter	Oakland	\$1,000
Jerry Meyer	Guilford, CT	\$1,000
Roslyn Meyer	Guilford, CT	\$1,000
Rendon for Assembly 2018	Long Beach	\$1,000
Tom Steyer	Redwood City	\$1,000

Jordan/Lym/McKereghan

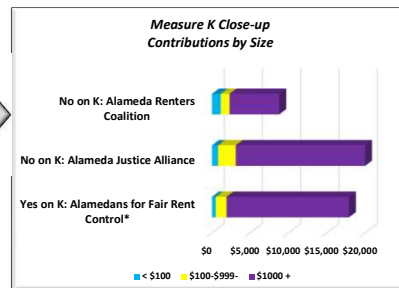
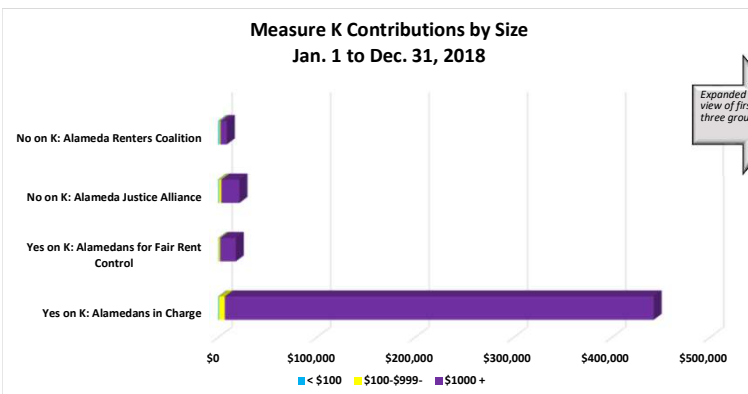
None reported



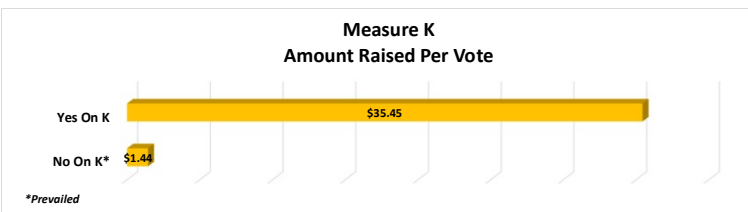
Definitions: Contributions by Location
 Alameda: Contributions over \$100 from any entity located in Alameda.
 California: Contributions over \$100 from any entity located in California but not in Alameda.
 Out-of-state: Contributions over \$100 from any entity located outside the State of California.
 Note: the Alameda Renters Coalition report includes \$2030 in contributions that were collected and then transferred to the Alameda Justice Alliance and are thus reflected in the totals for both groups.



Definitions: Contributions by Donor Type
 Individual: Contributions over \$100 from individuals.
 Business: Contributions over \$100 from businesses or business PACs.
 Union: Contributions over \$100 from union and union PACs.
 Political: Contributions over \$100 from political parties, other recipient committees or community political funds.
 Note: the Alameda Renters Coalition report includes \$2030 in contributions that were collected and then transferred to the Alameda Justice Alliance and are thus reflected in the totals for both groups.



Definitions: Contributions by Size
 <\$100: Cumulative contributions under \$100 from any individual or entity.
 \$100-\$999: Cumulative contributions between \$100 and \$999 from any individual or entity.
 \$1000+: Cumulative contributions of \$1000 or more from any individual or entity.
 Note: the Alameda Renters Coalition report includes \$2030 in contributions that were collected and then transferred to the Alameda Justice Alliance and are thus reflected in the totals for both groups.



Amounts reflect the total raised by both proponent organizations and both opponent organizations.
 Source for vote count: <https://www.ocgov.org/roresults/236/index.htm>

Contributions of \$1,000 or more to Groups For/Against Measure K

Yes on K: Alamedans in Charge

Ballena Village	Walnut Creek	\$100,000
Park Central Apartments	San Francisco	\$85,798
Timber Dell Properties	Alameda	\$84,330
Tower Apartments	Walnut Creek	\$50,000
John Cocores	Oakland	\$50,000
Villa Marina Apartments	San Francisco	\$16,637
George M. Marcus and Affiliated Entities	Palo Alto	\$15,000
Waterfront Apartment	San Francisco	\$10,695
Emerald Properties	San Leandro	\$9,987
Schaffer Properties	Alameda	\$6,100
Surfside Palms Apartments	Garberville, CA	\$6,000
Fred Joyce	Alameda	\$5,000
Franciscan Apartments	Alameda	\$3,750
Gunnel Nyberg	Alameda	\$3,000
Fuller Enterprises	San Ramon	\$2,500
Dennis Cox	Alameda	\$2,000
Ron Dunn	Alameda	\$2,000
Landmark Realty	San Francisco	\$1,000
Margie Kangas	Piedmont	\$1,000

Yes on K: Alamedans for Fair Rent Control

California Assn of Realtors PAC	Sacramento	\$7,500
Pearson Property Management	Alameda	\$2,500
DSSM Property Management	Alameda	\$1,000
Monica Getlen	Alameda	\$1,000
Gunnel Nyberg	Alameda	\$1,000

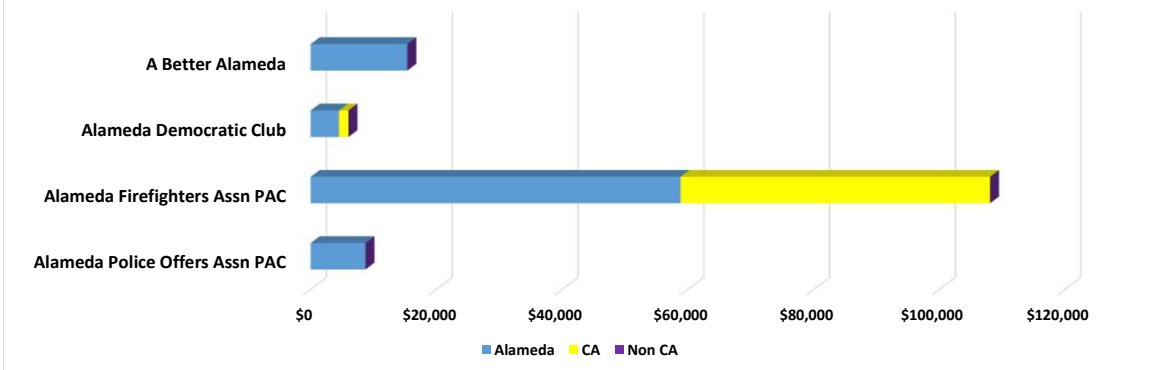
No on K: Alameda Renters Coalition

Filipino Advocates for Justice	Oakland	\$5,500
Brian McDonald	Alameda	\$1,000

No on K: Alameda Justice Alliance

Rob Bonta Advancing CA Ballot Committee	Sacramento	\$5,000
SEIU 102	Sacramento	\$3,500
IBEW	Dublin	\$2,500
Alameda Renters Coalition	Alameda	\$2,030
Unite HERE	Oakland	\$2,000
Alameda Labor Council	Oakland	\$1,500
Brian McDonald	Alameda	\$1,000
Meredith Orthwein	Alameda	\$1,000

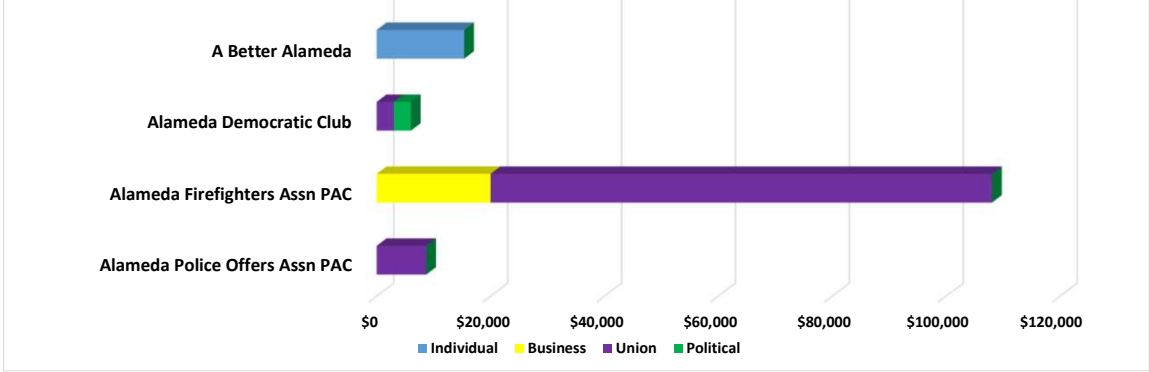
**General Purpose Committees
Contributions by Donor Location
Jan. 1 to Dec. 31, 2018**



Definitions: Contributions by Location

Alameda: Contributions over \$100 from any entity located in Alameda.
 California: Contributions over \$100 from any entity located in California but not in Alameda.
 Out-of-state: Contributions over \$100 from any entity located outside the State of California.

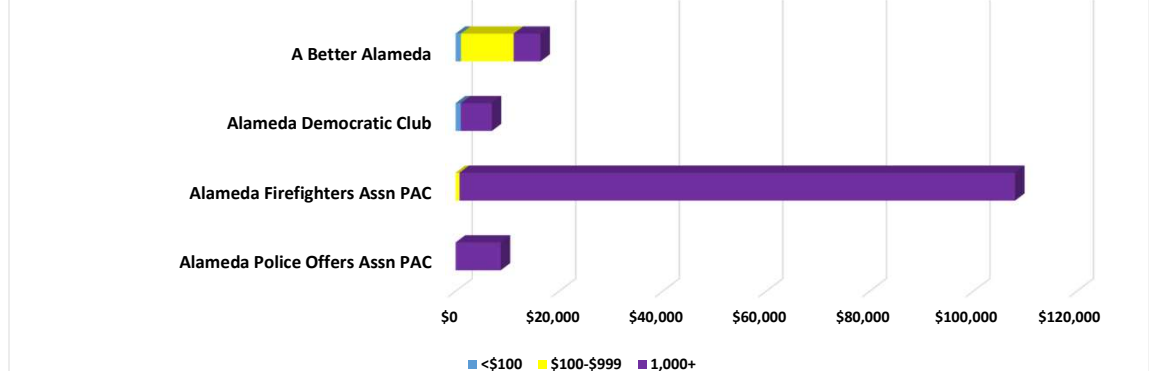
**General Purpose Committees
Contributions by Donor Type
Jan. 1 to Dec. 31, 2018**



Definitions: Contributions by Donor Type

Individual: Contributions over \$100 from individuals.
 Business: Contributions over \$100 from businesses or business PACs.
 Union: Contributions over \$100 from union and union PACs.
 Political: Contributions over \$100 from political parties, other recipient committees or community political groups.

**General Purpose Committees
Contributions by Size
Jan. 1 to Dec. 31, 2018**



Definitions: Contributions by Size

<\$100: Cumulative contributions under \$100 from any individual or entity.
 \$100-\$999: Cumulative contributions between \$100 and \$999 from any individual or entity.
 \$1000+: Cumulative contributions of \$1000 or more from any individual or entity.

Contributions of \$1,000 or more to General Purpose Committees

Alameda Firefighters Assn PAC		
Local 689 Members	Alameda	\$48,807
PG&E Corp. and Affiliated Entities Major Donor	San Francisco	\$20,000
Unity PAC	Oakland	\$10,000
Alameda Police	Alameda	\$10,000
San Francisco Firefighters	San Francisco	\$5,000
IBEW	Dublin	\$5,000
Sheet Metal Workers' Intl. Assn. Local No. 104 PAC	San Ramon	\$3,000
Intl. Assn. of Firefighters Local 55 PAC	Oakland	\$3,000
Teamsters Local 70	Oakland	\$2,500

City of Alameda Democratic Club		
City of Alameda Democratic Club Federal PAC	Alameda	\$3,000
Alameda Firefighters Assn	Alameda	\$1,500
Hayward Firefighters PAC	Roseville	\$1,500

Alameda Police Officers Assn PAC		
Alameda Police Officers Assn	Alameda	\$8,712

A Better Alameda		
James Sweeney	Alameda	\$2,500
Reyla Graber	Alameda	\$1,694
Kenneth Gonzalez	Alameda	\$1,000
