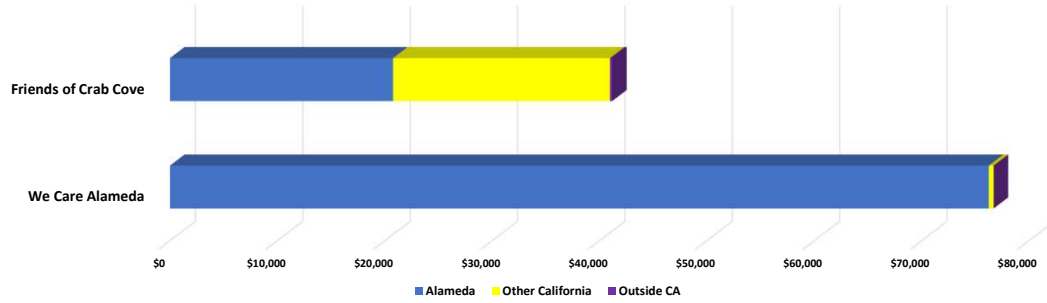


Understanding the Charts & Table

- The charts show totals of campaign contributions to two campaigns: Friends of Crab Cove (supporting Measure B and opposing Measure A) and We Care Alameda (supporting Measure A and opposing Measure B).
- All the information for the following charts comes directly from the publicly available California Forms 460 for the April 9, 2019 special election filed between July 1, 2018 and July 30, 2019 as posted on the [City of Alameda website](#). These are the final filings for this election.
- The data reflect both monetary and non-monetary contributions in excess of \$100 from any one source. Contributions of less than \$100 are not itemized and are therefore not reflected in the totals except as noted in the Contributions by Size charts.
- Categories of information in the charts (type of contributor, location of contributor and size of donation) are the same categories used to record the information in the 460s; we have labeled the categories somewhat differently for clarity. Contributions from special purpose PACs connected to unions or businesses have been categorized as union or business based on the source; contributions from general purpose PACs are listed as political.
- Location is determined by the mailing address listed for the contributor in the filing forms. If the contribution came from a group, the address of the group rather than its individual members determines how the contribution is categorized by location.

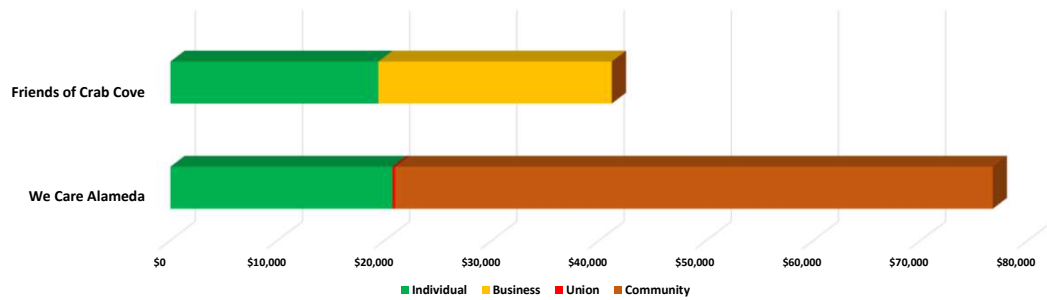
**Measures A & B
Contributions by Location
April 2018 through June 2019**



Definitions: Contributions by Location

Alameda: Contributions over \$100 from any entity located in Alameda.
 Other California: Contributions over \$100 from any entity located in California but not in Alameda.
 Out-of-state: Contributions over \$100 from any entity located outside the State of California.

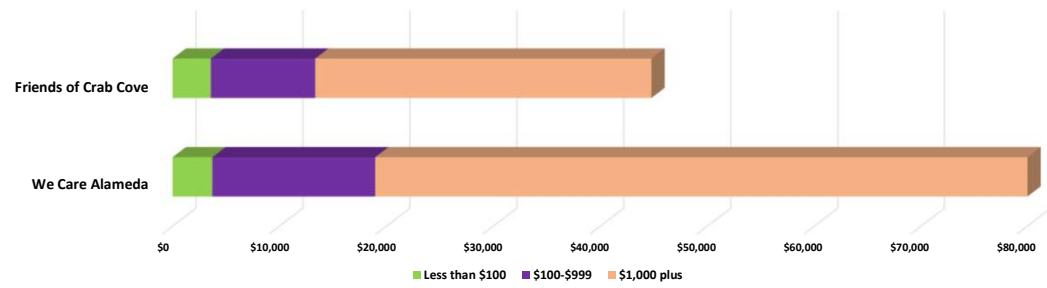
**Measures A & B
Contributions by Type
April 2018 through June 2019**



Definitions: Contributions by Donor Type

Individual: Contributions over \$100 from individuals.
 Business: Contributions over \$100 from businesses or business PACs; includes nonprofit mutual benefit corporations
 Union: Contributions over \$100 from union and union PACs.
 Community: Contributions over \$100 from non-profit public benefit organizations.

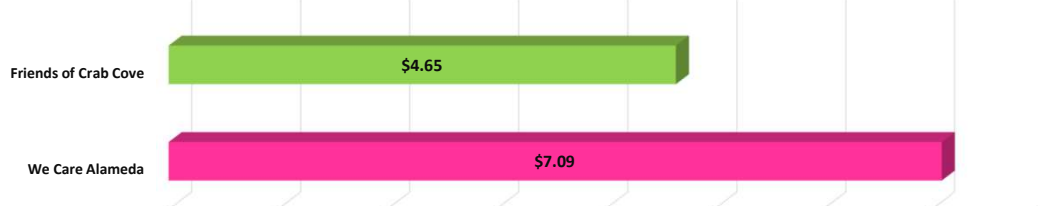
**Measures A & B
Contributions by Size
April 2018 through June 2019**



Definitions: Contributions by Size

<\$100: Cumulative contributions under \$100 from any individual or entity.
 \$100-\$999: Cumulative contributions between \$100 and \$999 from any individual or entity.
 \$1000+: Cumulative contributions of \$1000 or more from any individual or entity.

**Measures A & B
Amount Spent Per "Yes" Vote**



Cumulative contributions of \$1,000 or more

Yes on B no on A: Friends of Crab Cove

Name	City	Amount
Cardoza Properties	Pleasant Hill	\$15,700
Crown Harbor Home Owners Assn.*	Alameda	\$4,500
Timberloft Trust	Georgetown, CA	\$4,500
Wing Wong	Alameda	\$2,000
Island Printz (non-monetary)	Alameda	\$1,229
Robert Frank	Alameda	\$1,200
William and Kristine Moore	Alameda	\$2,200

**Although the CA Form 460 shows a Newark mailing address for Crown Harbor HOA, the development is located in Alameda, so this amount has been listed as Alameda here and included in the Alameda rather than Other California totals in the Location chart above. The HOA is a nonprofit mutual benefit corporation, but not a charitable public benefit 501(C)3 organization, so it is classified as a Business in the Type chart above.*

Yes on A no on B: We Care Alameda

Name	City	Amount YTD
Alameda Point Collaborative	Alameda	\$55,500
Natalie Dolgireff	Alameda	\$2,000
Matt Kellogg	Alameda	\$1,000
Ed O'Neil	Alameda	\$1,000
Victor Jin	Alameda	\$1,000
Wade Greene	Alameda	\$1,000