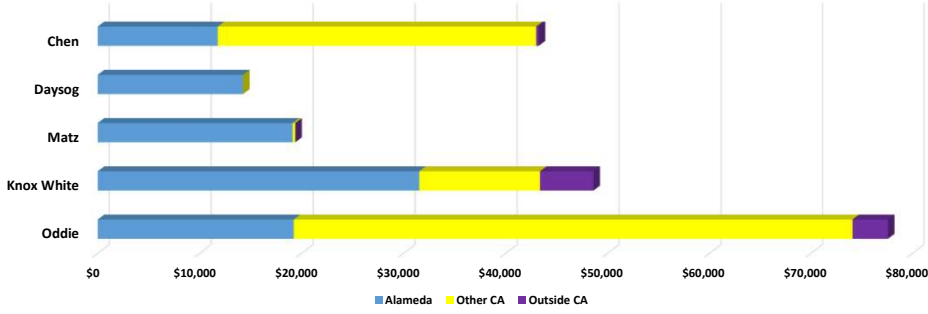


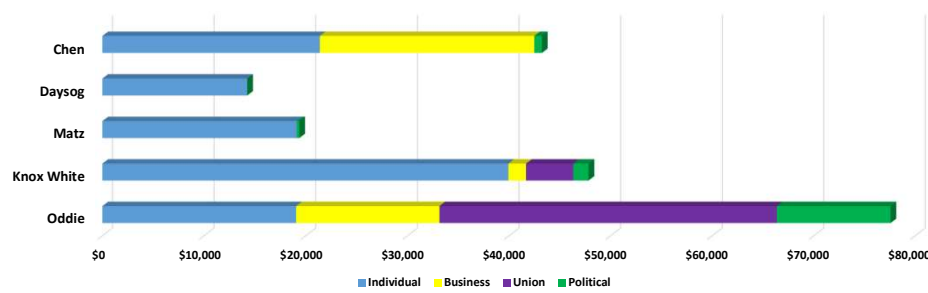
City Council Candidate Contributions by Donor Location January 1 to December 31, 2018



Definitions: Contributions by Location

Alameda: Contributions over \$100 from any individual or entity located in Alameda.
 California: Contributions over \$100 from any individual or entity located in California but not in Alameda.
 Out-of-state: Contributions over \$100 from any individual or entity located outside the State of California.

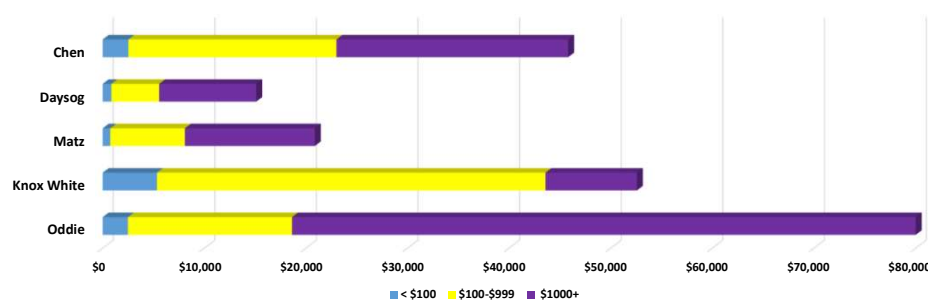
City Council Candidate Contributions by Type January 1 to December 31, 2018



Definitions: Contributions by Donor Type

Individual: Contributions over \$100 from individuals.
 Business: Contributions over \$100 from businesses or business PACs.
 Union: Contributions over \$100 from union and union PACs.
 Political: Contributions over \$100 from political parties, other recipient committees or community political funds.

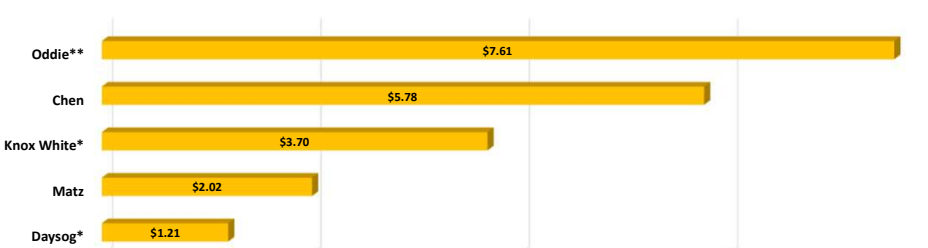
City Council Candidate Contributions by Size January 1 to December 31, 2018



Definitions: Contributions by Size

<\$100: Cumulative contributions under \$100 from any individual or entity.
 \$100-\$999: Cumulative contributions between \$100 and \$999 from any individual or entity.
 \$1000+: Cumulative contributions of \$1000 or more from any individual or entity.

City Council Contributions Raised Per Vote



*Elected
 ** Not elected, but appointed to seat vacated by newly elected mayor

Source for vote count: <https://www.ocgov.org/rovresults/236/index.htm>