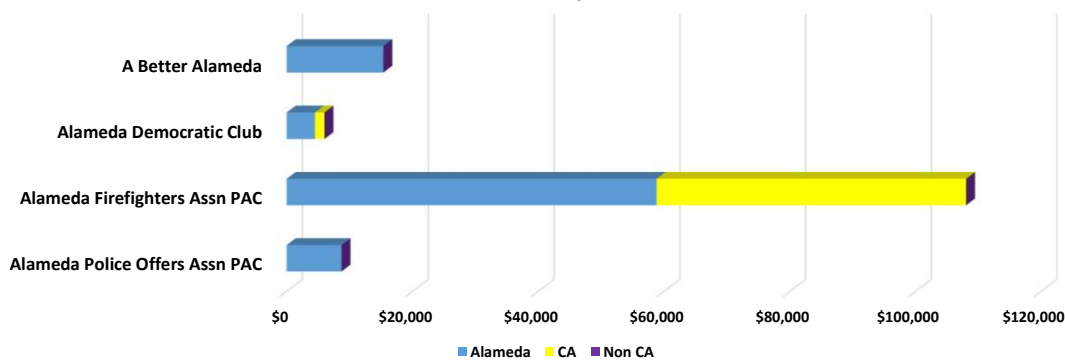


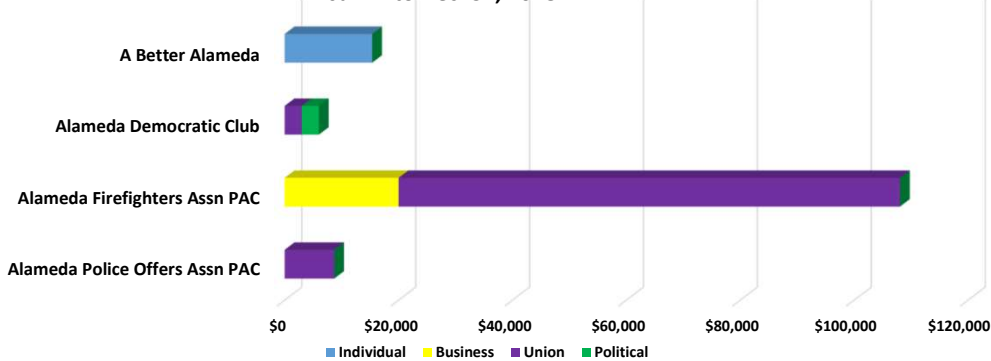
**General Purpose Committees  
Contributions by Donor Location  
Jan. 1 to Dec. 31, 2018**



**Definitions: Contributions by Location**

Alameda: Contributions over \$100 from any entity located in Alameda.  
 California: Contributions over \$100 from any entity located in California but not in Alameda.  
 Out-of-state: Contributions over \$100 from any entity located outside the State of California.

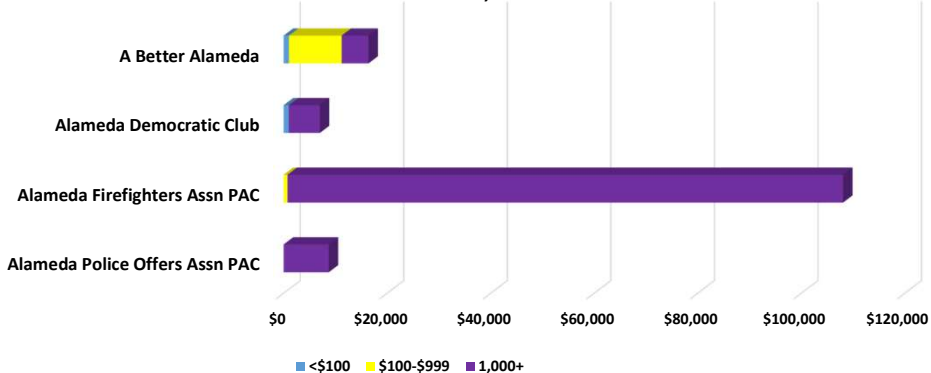
**General Purpose Committees  
Contributions by Donor Type  
Jan. 1 to Dec. 31, 2018**



**Definitions: Contributions by Donor Type**

Individual: Contributions over \$100 from individuals.  
 Business: Contributions over \$100 from businesses or business PACs.  
 Union: Contributions over \$100 from union and union PACs.  
 Political: Contributions over \$100 from political parties, other recipient committees or community political groups.

**General Purpose Committees  
Contributions by Size  
Jan. 1 to Dec. 31, 2018**



**Definitions: Contributions by Size**

<\$100: Cumulative contributions under \$100 from any individual or entity.  
 \$100-\$999: Cumulative contributions between \$100 and \$999 from any individual or entity.  
 \$1000+: Cumulative contributions of \$1000 or more from any individual or entity.